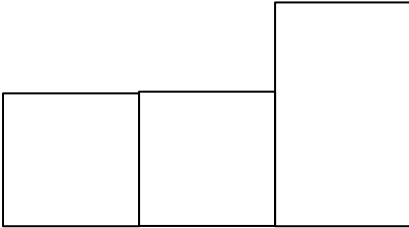


# La oss skrive!

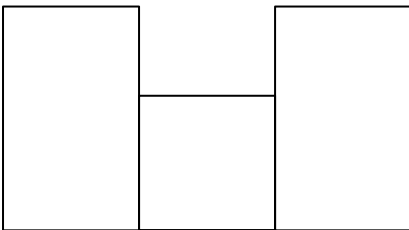

© www.undervisningsmetoder.com

Navn: \_\_\_\_\_

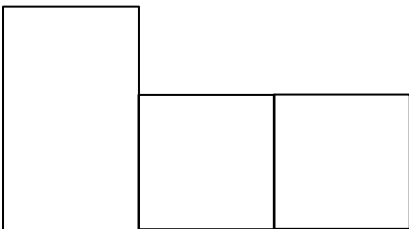
Skriv ordet. Sett strek fra ord til riktig bilde.




ost



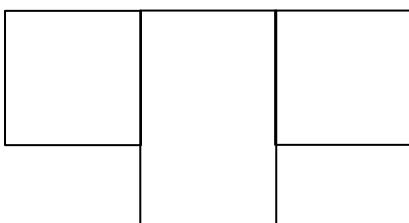

bok



hus



fyr



ape




# Skriv ordene i bokstavhus.

© www.undervisningsmetoder.com



Blank handwriting practice lines for the word 'hus' (house). The lines consist of a solid top line, a dashed middle line, and a solid bottom line.



Blank handwriting practice lines for the word 'ost' (cheese). The lines consist of a solid top line, a dashed middle line, and a solid bottom line.



Blank handwriting practice lines for the word 'bok' (book). The lines consist of a solid top line, a dashed middle line, and a solid bottom line.



Blank handwriting practice lines for the word 'ape' (monkey). The lines consist of a solid top line, a dashed middle line, and a solid bottom line.



Blank handwriting practice lines for the word 'fyr' (lighthouse). The lines consist of a solid top line, a dashed middle line, and a solid bottom line.

ape - hus - fyr - ost - bok